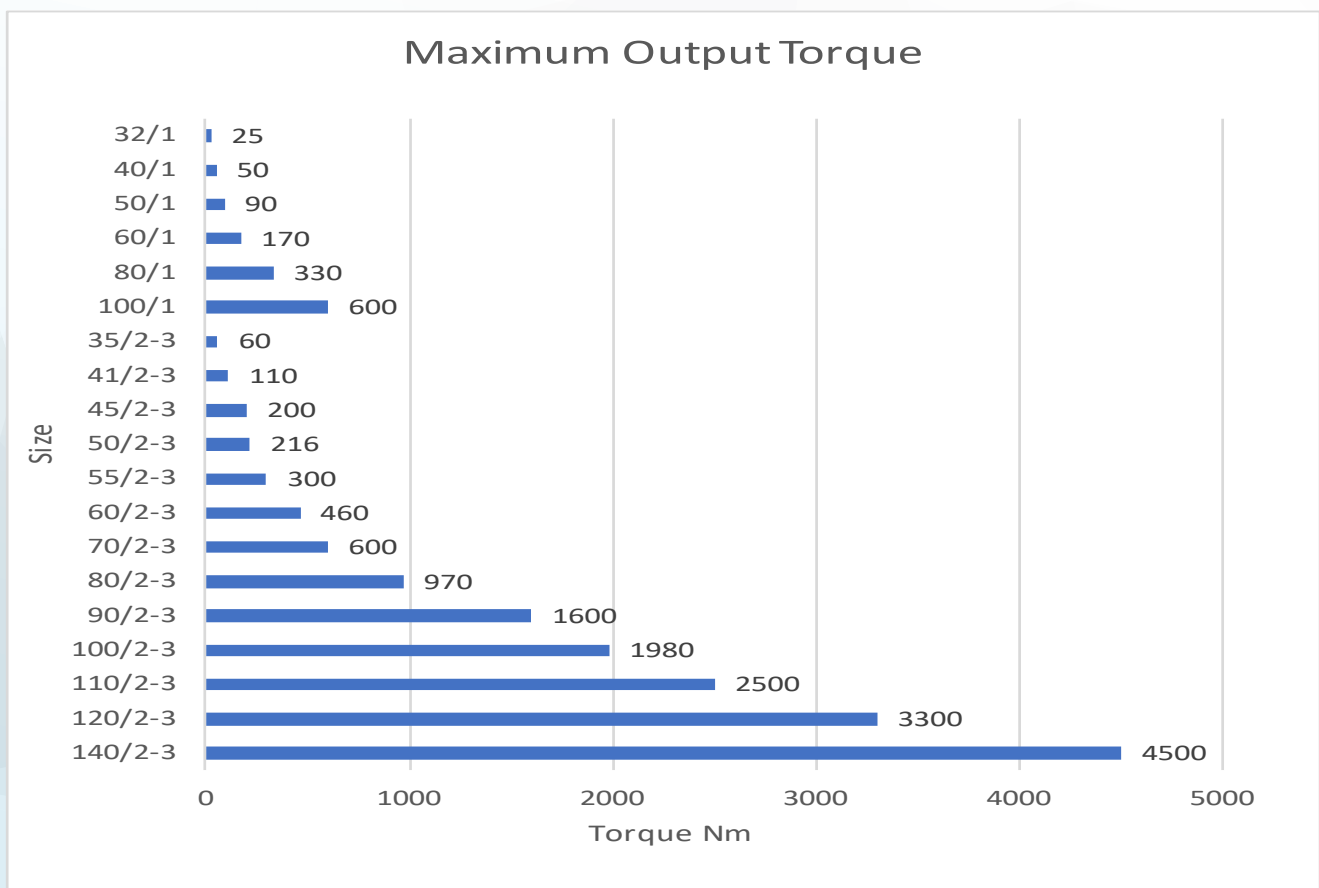


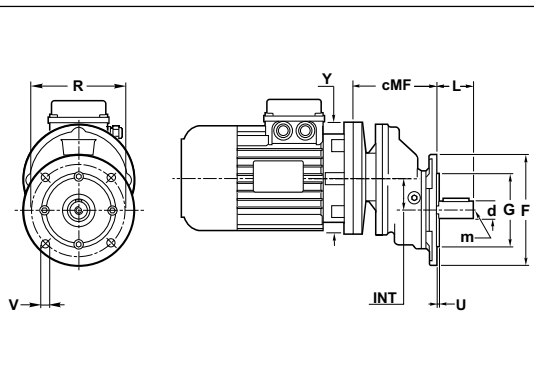
INLINE GEARBOXES A SERIES

The design of this range of gear units is based on one body piece casting giving increased rigidity. This allows the application of high loads without risks of deformation which might negatively affect technical performances. The particular internal shape of the body directs the oil flow in a way to reach all moving parts while reducing noise levels and improving sealing tightness. Another new feature is the modular output flange that allows a great versatility of application

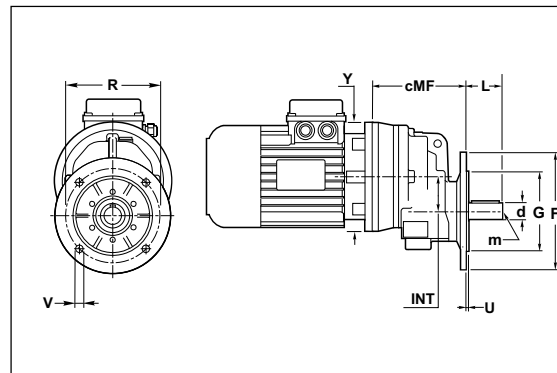


Helical Inline Gearbox

AMF (32)



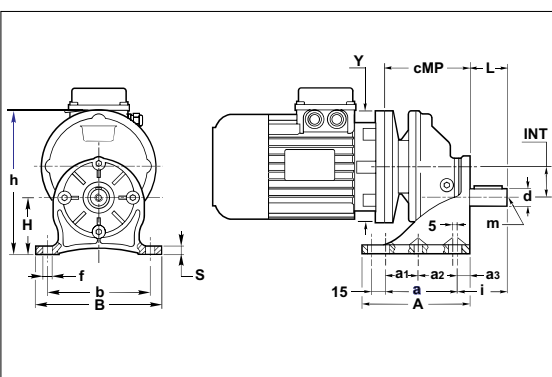
AMF (40-100)



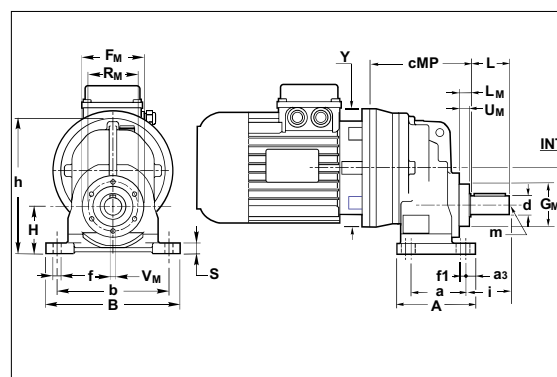
AM AC AR	cRF	d h6	d ₁ j6	L	L ₁	LRF	m	m ₁	INT
32	92	19 (14)	16	30 (40)	40	172 (162)	M6 (M6)	M6	33
40	141	19 (20)	16	40 (40)	40	221 (221)	M6 (M6)	M6	42
50	161	24 (25)	16	50 (50)	40	251 (251)	M8 (M8)	M6	48
60	193	28 (30)	19	60 (60)	40	293 (193)	M10 (M10)	M6	61
80	218	38 (40)	24	80	50	248	M10 (M10)	M8	76
100	284.5	48 (50)	28	110	60	454	M12 (M12)	M8	95

	32			40				50				60			80		100	
	F1	F2	F3	F1	F2	F3	F4	F1	F2	F3	F4	F1	F2	F3	F1	F2	F1	F2
F	120	140	160	120	140	160	200	120	140	160	200	160	200	250	250	300	250	300
G (g6)	80	95	110	80	95	110	130	80	95	110	130	110	130	180	180	230	180	230
R	100	115	130	100	115	130	165	100	115	130	165	130	165	215	215	265	215	265
V	9	9	10	9	9	10	13	9	9	10	13	10	13	15	15	15	15	15
U	3	3.5	3.5	3	3.5	3.5	3.5	3	3.5	3.5	3.5	3	3.5	3.5	4	4	4	4

AMP (32)



AMP (40-100)

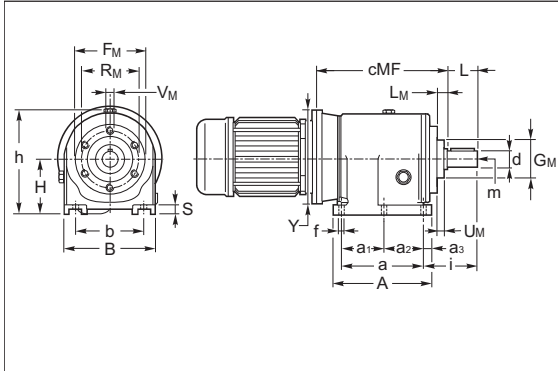


AM AC AR	a	a ₁	a ₂	a ₃	A	b	B	cRP	d h6	d ₁ j6	F _M	f	f ₁	G _M	h	H	i	L	L ₁	L _M	LRP	m	m ₁	R _M	S	U _M	V _M	INT
32	77	35	42	13	115	110	135	92	19 (14)	16	—	9	5	—	153	60	53 (43)	40 (30)	40	—	172 (162)	M6 (M6)	M6	—	9	—	—	33
40	45	—	—	12	85	105	130	141	19 (20)	16	82	8.5	2	54	162	50	53 (53)	40 (40)	40	14	221 (221)	M6 (M6)	M6	66	12	13	6	42
50	70	—	—	12	100	150	180	161	24 (25)	16	82	11	7	54	181	63	56 (56)	50 (50)	40	14	251 (251)	M8 (M8)	M6	66	14	13	6	48
60	70	—	—	16	120	165	195	193	28 (30)	19	110	11	8.5	74	221	80	67.5 (67.5)	60 (60)	40	17	293 (293)	M10 (M10)	M6	94	15	15	8	61
80	85	—	—	21	135	185	230	218	38 (40)	24	156	14	—	114	276	100	105	80	50	20	348	M10 (M10)	M8	136	20	18	10	76
100	130	—	—	17	173	240	295	284.5	48 (50)	28	156	18	—	114	345	125	129	110	60	20	454	M12 (M12)	M8	136	22	17	10	95

Helical Inline Gearbox

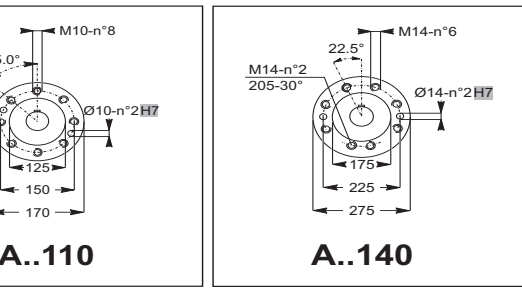
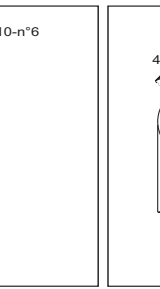
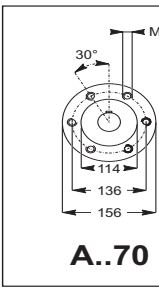


AMP/F (50-55-60-70-80-90-110-120-140)



AM AC AR	a	a ₁	a ₂	a ₃	A	b	B	cRP	d h6	d ₁ j6	f	h	H	i	L	L ₁	LRP	m	m ₁	Q	S
50	130			12.5	155	110	145	227	25 (24) (30)	16	9.5	170	90	75 (75) (85)	50 (50) (60)	40	317 (317) (327)	M8 (M8) (M10)	M6	—	15
55	165			15	195	135	180	/2 238.5 /3 257.0	30	16	14	203	115	90	60	40	/2 338.5 /3 357.0	M10	M6	11	23
60	165			15	195	135	185	269	30 (28) (35)	19	14	210	115	90 (90) (100)	60 (60) (70)	40	369 (369) (379)	M10 (M10) (M10)	M6	—	20
70	195			20	235	150	210	/2 266.5 /3 288.5	35	19	14	233	130	100	70	40	/2 376.5 /3 398.5	M10	M6	13.5	23
80	205			20	245	170	230	309.5	40 (38)	24	20	265	140	115 (115)	80 (80)	50	440 (440)	M10 (M10)	M8	—	25
90	260			25	310	215	280	/2 332.5 /3 347.5	50 (48)	24	20	307	195	140	100	50	/2 482.5 /3 497.5	M12 (M12)	M8	39.5	35
100	260			21	306	215	290	395	50 (48)	28	20	322	180	140 (140)	100 (100)	60	555 (555)	M12 (M12)	M8	—	35
110	310			25	360	250	320	422	60	28	23	351	225	160	120	60	602	M12	M8	36	35
120	310			27.5	365	250	350	460	60	38	23	415	225	160	120	80	660	M12	M10	—	45
140	370			35	440	290	400	/2 458.5 /3 508.0	70	38	27	423	270	185	140	110	/2 708.5 /3 758.0	M16	M10	41.4	60

	AMP/F. - ACP/F.								
	50	55	60	70	80	90	110	120	140
F _M	110	110	110	Look picture	156.9	155	Look picture	230	Look picture
G _M (g6)	74	74	74	Look picture	114	110 (G6)	Look picture	170	Look picture
L _M	16	16	16	20	20	23	31.5	26.5	45.5
R _M	94	94	94	Look picture	136	130	Look picture	200	Look picture
V _M	M8	M8	M8	Look picture	M10	M10	Look picture	M12	Look picture
U _M	7	6	6	7	13	10	10	18	22



AMP	IEC	50		55		60		70		80		90		100		110		120		140	
		Y	cMP	Y	cMP	Y	cMP	Y	cMP	Y	cMP	Y	cMP	Y	cMP	Y	cMP	Y	cMP	Y	cMP
AMP../2	B5	140	198	160	233.5	160	235	200	284.5	200	291	250	313	250	347.4	250	374	250	409	300	465
		160	198	200	233.5	200	250	250	284.5	250	303	300	345	300	347.4	300	374	300	409	350	474
		200	218	250	244	250	260	300	284.5	300	322	350	364	350	411.4	350	438	350	451.5	400	479
		250	228	—	—	300	284	—	—	350	352	—	—	400	416.4	400	443	400	456.5	450	519
	B14	120	218	120	233.5	120	250	200	284.5	—	—	—	—	200	347.4	200	374	200	409	—	—
		140	218	140	233.5	140	250	—	—	—	—	—	—	—	—	—	—	—	—	—	—
160		228	160	244	160	260	160	262	—	—	—	—	—	—	—	—	—	—	—	—	
AMP../3	B5	140	198	140	228	160	235	160	254.5	200	291	200	338.5	200	340.4	200	367	200	392	250	457
		160	198	160	228	200	250	200	269.5	250	301	250	331	250	350.4	250	377	250	410	300	457
		200	218	200	238	250	260	250	279.5	—	—	—	—	300	370.4	300	397	300	421	350	499.5
	B14	—	—	—	—	—	—	—	—	—	—	—	—	—	—	—	—	—	—	400	504.5
		—	—	—	—	—	—	—	—	—	—	—	—	—	—	—	—	—	—	450	513.5
		120	218	120	238	120	250	120	269.5	—	—	—	—	—	—	—	—	—	—	200	457
140	218	140	238	140	250	140	269.5	—	—	—	—	—	—	—	—	—	—	—	—	—	
—	—	—	—	—	160	260	160	279.5	—	—	—	—	—	—	—	—	—	—	—	—	

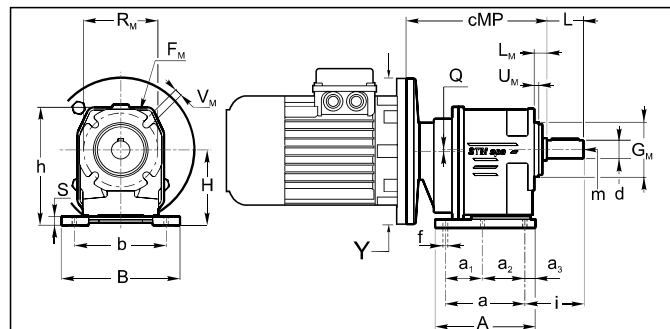
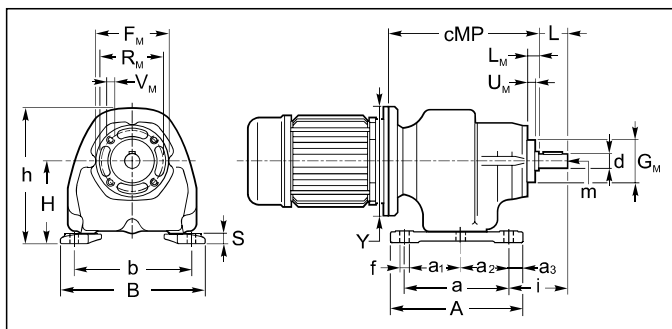
Helical Inline Gearbox



AMP (25)



AMP (35-45) - AMP1 - AMP2 (41)



AM AC	a	a ₁	a ₂	a ₃	A	b	B	d j6(A25)-h6	f	h	H	i	L	m	Q	S
25	71	—	—	9.5	90	90±1	111	11 (14)	6.5	103	63	47 (50)	22 (25)	M5	-	8
35	87 ±2	37 ±2	50 ±2	11.5 ±1	110	110	130	16 (19) (20)	8.5	132	85	48±1 (58) (58)	30 (40) (40)	M6 (M6) (M6)	-	9
41	P1	87 ±2	37 ±2	50 ±2	11.5 ±1	110	110	20 (19) (25)	8.5	135	85	59±1 (59) (69)	40 (40) (50)	M6 (M6) (M8)	/2-2 /3-8	9
	P2	85	—	—	10	105	130	58 (58) (68)	9.5	130	80	58 (58) (68)	—	—	—	10
45	107.5 ±2	47.5 ±2	60 ±2	13.5 ±1	135	130	155	25 (24) (30)	11	154	100	69±1 (69) (79)	50 (50) (60)	M8 (M8) (M10)	/2-3 /3-9.5	11

	a _p	b _p	f _p	i _p	h _p	H _p	F _M	G _M (g6)	L _M	R _M	V _M	U _M
25	23	66	M6	49	95	55	55	33	9	46	M6	6
35	50	55	M8	20.5	122	75	95	60	11	80	8	5
41	50	67	M8	20.5	122	72	95	60	11	80	8	5
45	60	75	M8	22.5	142	88	111	70	12	85	8	5